









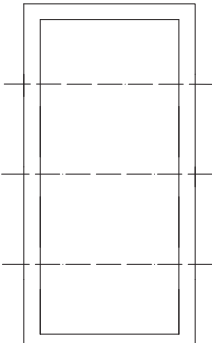
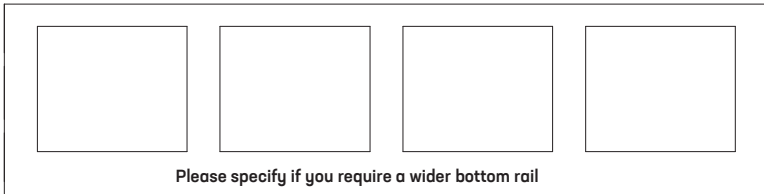
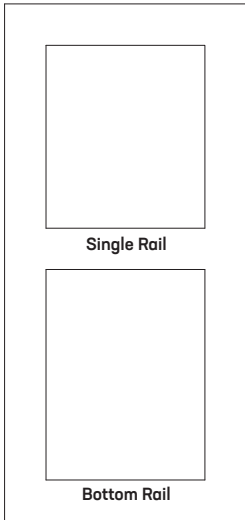

Fax to 1300 123 750 or Email to info@furnwardorset.com.au

1. MY DETAILS	
Company Name	Date of Order
Ordered By	Purchase Order No
Delivery Address	Telephone
	Facsimile
Suburb	Mobile

2. MY ORDER	
Door Style Name	White DS 18mm MDF MR
Paint Colour	Finish
	Edge Mould
	A
	B
	C
	D
	E
	F
	Other

Lline No.	Qty	Height (mm)	Width (mm)	Edge Details					Hinge Information				Description (Detail Painted Surfaces)
				AR	T	B	L	R	T	B	L	R	
1													
2													
3													
4													
5													
6													
7													
8													
9													
10													
11													
12													
13													
14													
15													
16													
17													
18													
19													
20													
<p>"AR" = Edge code specified on all edges "TBLR" = Edge Code Specified "S" = Square Edge Painted "N" = Square edge NOT painted "U" = 3mm Double pencil round with 100mm (or as specified) return "Q" = Square edge painted with +100mm return "S/S" = Panel painted Single Side or one face "D/S" = Panel painted Double Sided at both faces</p>													
Completed By:										Date:			



TECHNICAL DRAWINGS		NOTES
<div><h3>Drawers</h3><div><div><p>INDIVIDUAL</p><div><p>Half Rail</p><p>Half Rail</p><p>Half Rail</p><p>Half Rail</p></div><div><p>DRAWER BANK</p><div><p>Full Rail</p><p>Half Rail</p><p>Half Rail</p><p>Half Rail</p></div><div><p>CUT FROM A DOOR (CFD)</p></div></div></div></div></div>		
<div><h3>Island Bar Panel - 3 to 6 panels</h3><p>All rails are equal unless specified otherwise</p><div><p>Please specify if you require a wider bottom rail</p></div></div>		
<div><h3>Pantry Door</h3><div><p>Single Rail</p><p>Bottom Rail</p><p>Extra Rail</p></div></div>		